


# axentLED

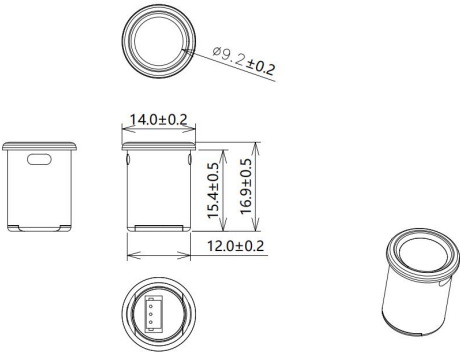


## User Manual

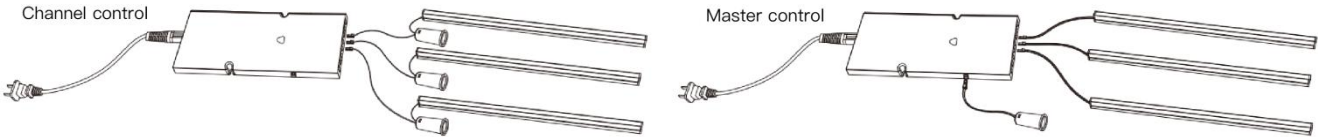
For **Endless Serial - Dual Door** Sensor Switch

Product Range: **DET-MOUV-DC02-2 SENSORS**

### Dimension Diagram unit: mm



### Wiring Diagram



Product information	
1. Product Category	<input checked="" type="checkbox"/> wired <input type="checkbox"/> wireless <input type="checkbox"/> other
2. Installation Method	<input checked="" type="checkbox"/> Hidden installation <input checked="" type="checkbox"/> Surface mount
3. Mounting Dimension	Hidden installation: Hole Size 2pcs* Ø12mm, Hole Depth 2pcs*18mm.
4. Product Name	Dual Door Sensor Switch
5. Cable Length	2000mm
6. Function Description	When open any of the doors, the light will turn on. When the close any of the doors, the lights will turn off.
7. Control Mode	Master control / Channel control
8. Sensing Distance	0-60mm
9. Operating Voltage	12-24V
10. Operating Current	3A max
11. Operating Temperature	-10°C-40°C
12. Operating Humidity	0%-85%RH
13. Shell Material	ABS
14. Warranty Period	2 years
15. Product Dimensions	14*14*16.9mm
16. Accessory	2pcs*base +4pcs*screws

Email contact: [sjoly@axentled.com](mailto:sjoly@axentled.com)

Web: [www.axentled.com](http://www.axentled.com)